

- I Prima di iniziare il montaggio, identificare tutti i componenti con l'aiuto delle istruzioni.
- GB Before starting to assembly, please identify all components .
- D Vor der montage, sind die Einzelteile anhand der Montageanleitung zu identifizieren.
- F Avant de débiter le montage, identifiez tous les composants a l'aide de la notice.
- E Antes de iniciar el montaje, identifique todos los componentes con ayuda de la nota.



- I Pezzo di ricambio.
- GB Spare part.
- D Ersatzteil.
- F Pièce en échange / s.a.v.
- E Repuesto



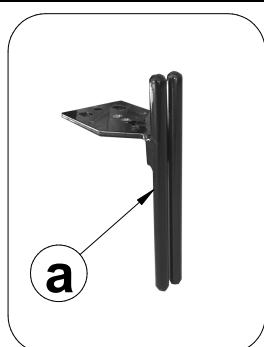
H-A 3425 01 00

calligaris

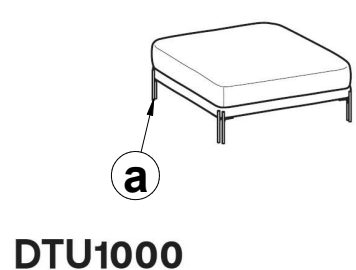
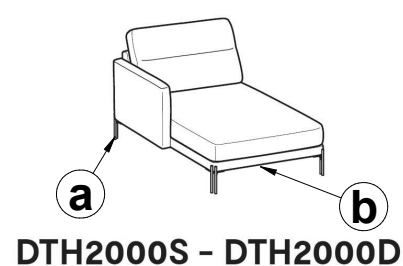
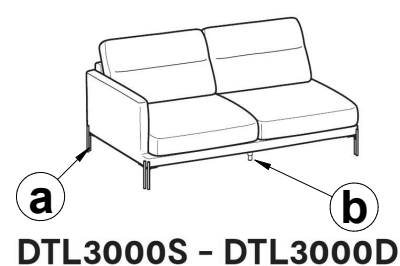
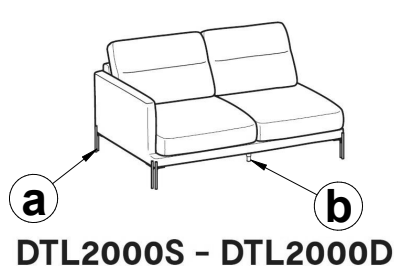
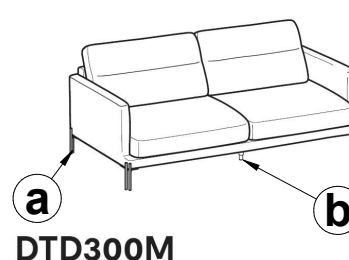
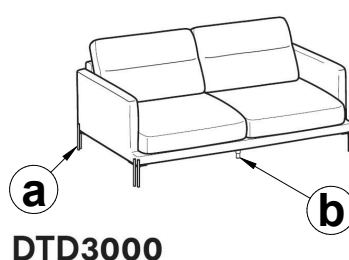
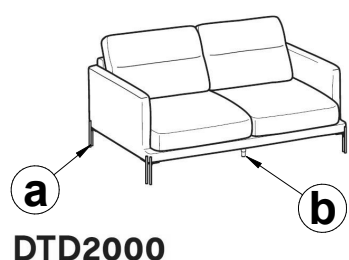
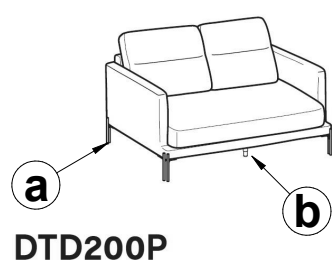
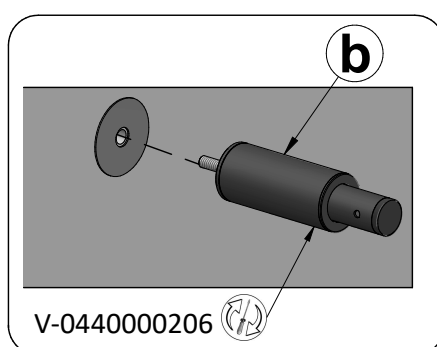
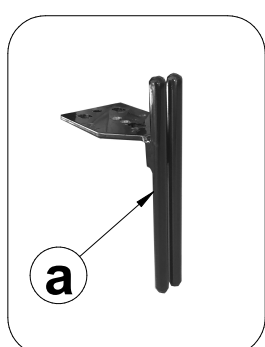
ASSOCIATO A
FLA
 ASSARREDDO
 ASSOCIAZIONE FEDERLENGARREDDO

Calligaris S.p.A.
 Via Trieste, 12
 33044 Manzano
 (Udine) Italy
 Tel. +39 0432 748211
 calligaris.com

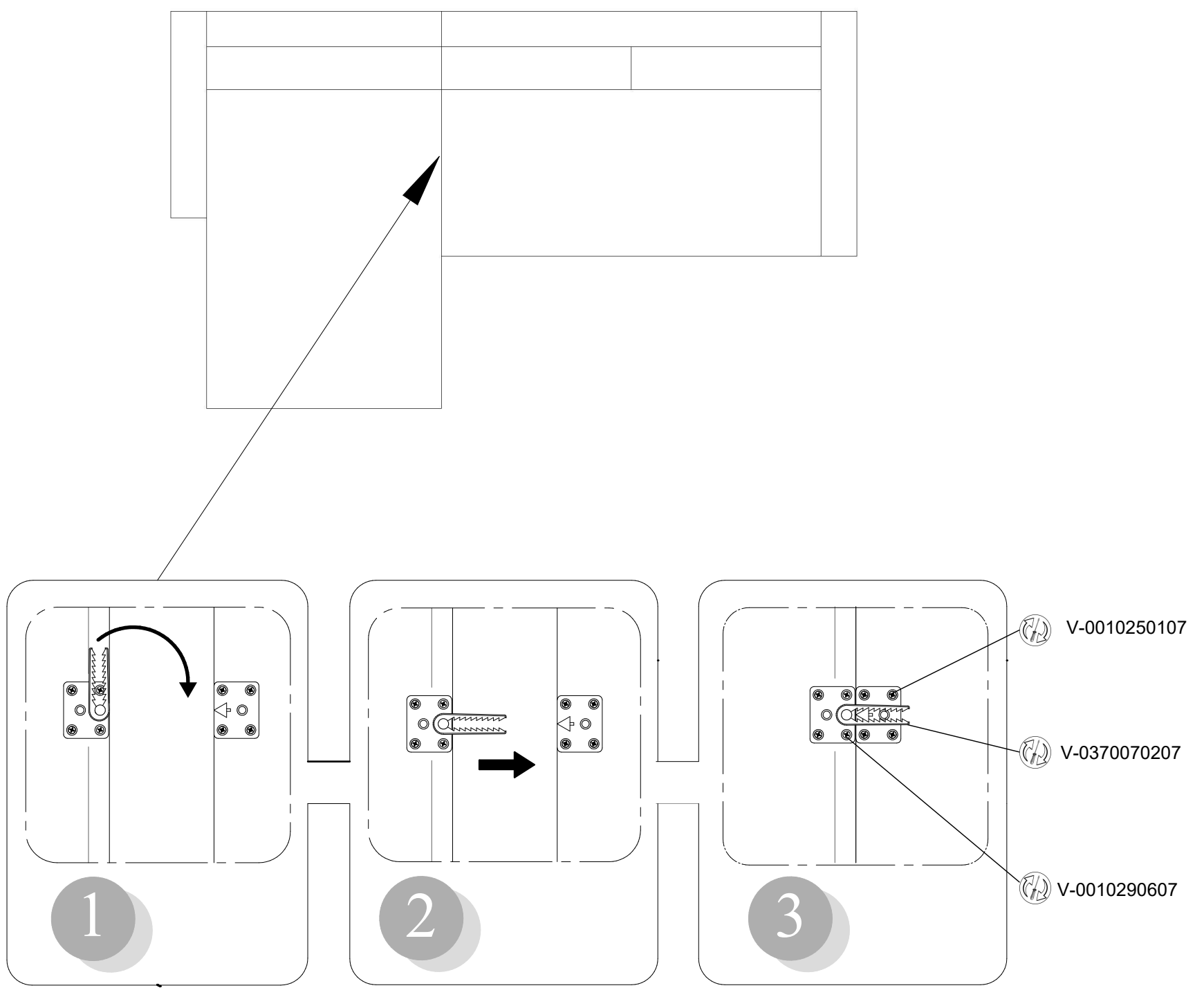
Copyright © Calligaris S.p.a. Tutti i diritti riservati - All right reserved



Copyright © Calligaris S.p.a. Tutti i diritti riservati - All right reserved



Copyright © Calligaris S.p.a. Tutti i diritti riservati - All right reserved



Attenzione-Attention-Vorsicht-Attention-Atención

- **I** Per sfoderare seguire le seguenti indicazioni.
- **GB** Please follow the instructions to remove the cover
- **D** Beim abziehen des Bezugs, bitte folgende Anweisungen beachten
- **F** Pour enlever la housse veuillez suivre les indications suivantes
- **E** Para desenfundar seguir las siguientes instrucciones

